



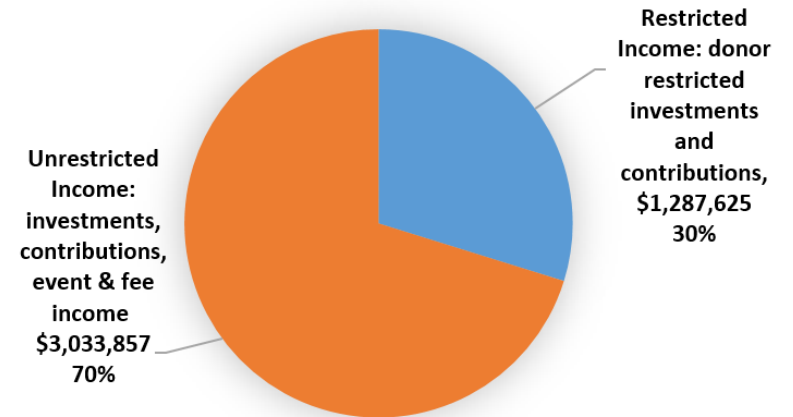
Philadelphia Yearly Meeting Financial Overview

October 1, 2014 – September 30, 2015

12 Months Ended Sept. 30, 2015	Unrestricted (General) Fund Audited	% of FY 2015 Budget
UNRESTRICTED INCOME AND FUNDS AVAILABLE		
Support from Meetings	1,228,793	100.3%
Annual Fund	394,190	87.6%
All Other Income	1,410,874	112.2%
Total Funds Available	3,033,857	103.5%
UNRESTRICTED EXPENSES		
Staff Expenses	1,625,571	98.6%
All Other Expenses	1,081,835	95.1%
Total Expenses	2,707,406	97.2%
UNRESTRICTED INCOME LESS EXPENSES	326,451	223.3%

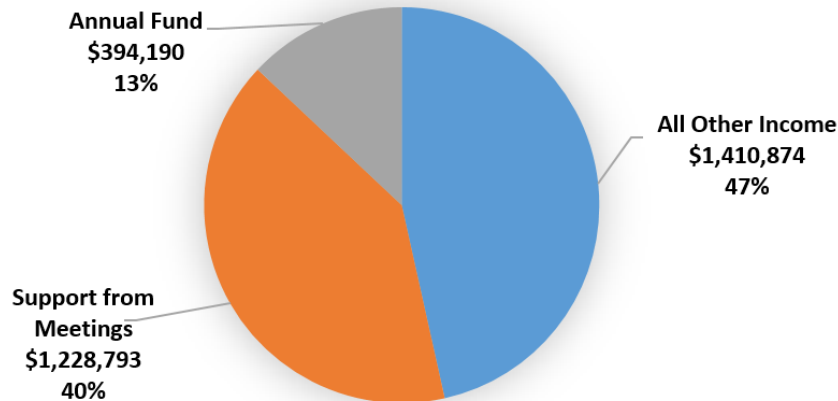
Restricted and Unrestricted Income

TOTAL \$4,321,480



Unrestricted Income

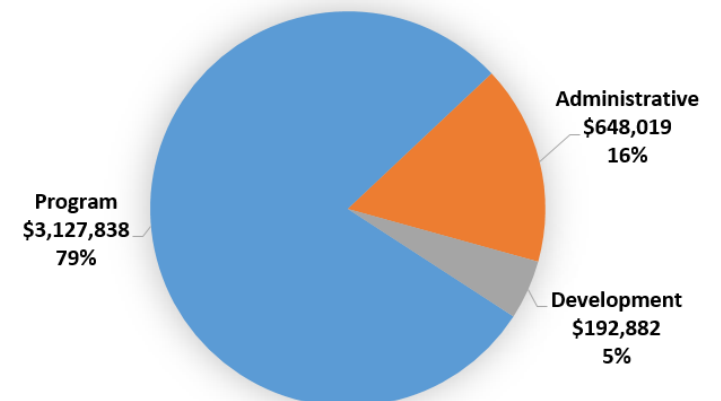
TOTAL \$3,033,857



Functional Allocation of Expenses*

Restricted and Unrestricted Expenditures

TOTAL \$3,968,739



* As reported in audited financial statements